



1000° Pipe Insulation

1000° Pipe Insulation

Description

Knauf 1000° Pipe Insulation is a molded, heavy-density, one-piece insulation made from inorganic glass fibers bonded with a thermosetting resin. It is produced in 3' lengths with or without a factory-applied jacket. The jacket is a white-kraft paper bonded to aluminum foil and reinforced with glass fibers, and the longitudinal lap of the jacket is available with or without a self-sealing adhesive. A butt strip is furnished for each section.

Application

Knauf 1000° Pipe Insulation is used in power, process and industrial applications and in commercial and institutional buildings where maximum fire safety, resistance to physical abuse and a finished appearance are desired. Additional weather protection is needed outdoors.

Features and Benefits

Energy Conservation

- Offers excellent resistance to heat loss or gain, which saves energy and lowers operating costs.
- A low thermal conductivity of .23 at 75°F (24°C).

Low-Cost Installation

- Available with self-sealing lap, which eliminates need for staples, additional material and tools.
- Fast, easy installation reduces labor costs.

Condensation Control

- Installed properly, the foil vapor retarder and pressure-sensitive lap assure a positive vapor seal.

UL Classified

- All Knauf Pipe Insulation, plain or jacketed, meets the fire and smoke safety requirements of most federal, state and local building codes.

Easy Size Identification

- Pipe size, wall thickness and Proto 25/50 Rated PVC fitting cover size are printed in a repeat pattern along the longitudinal lap.
- Easy identification at job site.
- Simplifies restocking.
- After application, print is covered by the lap for a neat appearance.

Specification Compliance

In U.S.:

- ASTM C 547; Type I, Grade A; Type IV, Grade A
- ASTM C 585
- ASTM C 795
- ASTM C 1136 (jackets); Type I, II, III, IV
- HH-B-100B (jackets); Type I and II
- HH-I-558C; Form D, Type III, Class 12; Class 13 (to 1000°F, 538°C)
- MEA 325-83-M (City of New York Dept. of Buildings)
- MIL-I-22344D
- MIL-I-24244C (ships)
- NFPA 90A and 90B
- NRC Reg. Guide 1.36
- USCG 164.109/4/0 (plain, unjacketed only)

In Canada:

- CAN/ULC S102-M88
- CCG F1-304 (plain only)
- CGSB 51-GP-9M
- CGSB 51-GP-52M (jacket)

Technical Data

Surface Burning Characteristics

- UL Classified.
- Does not exceed 25 Flame Spread, 50 Smoke Developed when tested in accordance with ASTM E 84, CAN/ULC S102-M88, NFPA 255 and UL 723.

Temperature Range

- Pipe operating temperatures from 0°F to 1000°F (-18°C to 538°C). Water Vapor Transmission (ASTM E 96, Procedure A)
- Jacket has a water vapor permeance of .02 perms or less.

Corrosiveness (ASTM C 665)

- No greater than sterile cotton.
- Complies with ASTM C 795, MIL-I-24244C and NRC 1.36.

Puncture Resistance

(TAPPI Test T803) (Beach Units)

- Jacket minimum rating of 50 units.

Alkalinity (ASTM C 871)

- Less than 0.6% as Na₂O.
- pH between 7.5 and 10.0.

Microbial Growth (ASTM C 1338)

- Does not promote microbial growth.

Water Vapor Sorption (ASTM C 1104)

- Less than 0.2% by volume.

Linear Shrinkage (ASTM C 356)

- Negligible.


Product Forms and Sizes

Produced in 3' (914 mm) sections:

- For iron pipe from ½" to 24" nominal pipesize (13 mm to 610 mm).
- For copper tube from ⅝" to 6 ⅞" (16 mm to 156 mm).
- Wall thicknesses from ½" to 6" (13 mm to 152 mm) in single layer (for most sizes).
- All insulation inner and outer diameters comply with ASTM C 585.

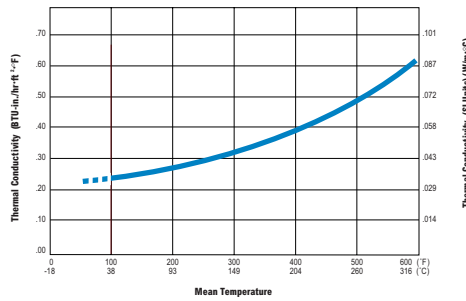
Packaging

- Four convenient carton sizes for easy ordering, inventory tracking and storage.
- Unique sesame tape reinforced carton hand holds for superior strength and easy handling.
- Color-coded labels to easily identify pipe sizes by wall thickness.
- Easy to access butt strips.



Thermal Efficiency (ASTM C 335)

Mean Temperature	k	k (SI)
75°F (24°C)	.23	.033
100°F (38°C)	.24	.035
200°F (93°C)	.28	.040
300°F (149°C)	.34	.049
400°F (204°C)	.42	.061
500°F (260°C)	.51	.074
600°F (316°C)	.62	.089



Minimum Pipe Insulation (In.)^a (to meet ASHRAE 90.1 Requirements)

Insulation Conductivity			Nominal Pipe Diameter (in.)					
Fluid Design Operating Temperature Range, °F	Conductivity Range BTU-in./ (hr-ft ² -°F)	Mean Temperature Rating, °F	Runouts ^b up to 2	1 & less	1 ¼ to 2	2 ½ to 4	5 & 6	8 & up
Heating Systems (Steam, Steam Condensate and Hot Water)								
Above 350	32-34	250	1½	2½	2½	3	3½	3½
251-350	29-31	200	1½	2	2½	2½	3½	3½
201-250	27-30	150	1	1½	1½	2	2	3½
141-200	25-29	125	½	1½	1½	1½	1½	1½
105-140	24-28	100	½	1	1	1	1½	1½
Domestic and Service Hot Water Systems^c								
105 and Greater	24-28	100	½	1	1	1½	1½	1½
Cooling Systems (Chilled Water, Brine, Refrigerant)^d								
40-55	23-27	75	½	½	½	1	1	1
Below 40	23-27	75	1	1	1½	1½	1½	1½

a For minimum thicknesses of alternative insulation types, see 9.4.8.2, ASHRAE 90.1.

b Runouts to individual terminal units not exceeding 12 ft. in length.

c Applies to recirculating sections of service or domestic hot water systems and first 8 ft. from storage tank for non-recirculating systems.

d The required minimum thicknesses do not consider water vapor transmission and condensation. Additional insulation, vapor retarders, or both, may be required to limit water vapor transmission and condensation.

Precautions

Hot Pipe

- May be installed while the system is in operation, at all temperatures up to 1000°F (538°C).
- Knauf recommends, for insulation thicknesses greater than 6" (152 mm) the temperature must be increased from 500°F (260°C) to maximum temperature at a rate not exceeding 100°F (56°C) per hour.
- During initial heat-up to operating temperatures above 350°F (177°C), a slight odor and some smoke may be given off as a portion of the bonding material used in the insulation begins to undergo a controlled decomposition.
- If natural convection is not adequate in confined areas, forced ventilation should be provided in order to protect against any harmful fumes and vapors that might be generated.
- Care must also be taken when using sealants, solvents or flammable adhesive during installation.
- A maximum of 6" (152 mm) wall thickness is recommended.

Cold Pipe

- Use a continuous vapor retarder on piping operating below ambient temperatures.
- Seal all joints, surfaces, seams and fittings to prevent condensation.
- On below-freezing applications and in high-abuse areas, the ASJ jacket shall be protected with a PVC vapor retarding outer jacket. In addition, exposed ends of insulation shall be sealed with vapor barrier mastic installed per the mastic manufacturer's instructions. Vapor seals at butt joints shall be applied at every fourth pipe section joint and at each fitting to isolate any water incursion.

- On chilled water systems operating in high-humidity conditions, it is recommended that the same guidelines be followed as listed above for below-freezing applications.
- Exterior hanger supports are recommended.

Outside Application

- Do not expose pipe insulation to weather. It must be covered with appropriate jacketing, mastic or vapor retardant adhesives.
- All exposed surfaces must be protected. Proto® Indoor/Outdoor PVC Jacketing is recommended. See Knauf Guide Specifications for recommended PVC jacketing application guidelines.
- Apply jacketing, mastics or vapor retardant adhesives per manufacturer's instructions. For metallic jackets, factory-applied and condensate retarders are recommended.

ASJ-SSL

- Keep adhesive and contact surfaces free from dirt and water, and seal immediately once adhesive is exposed.
- Apply when ambient and insulation temperatures are between 0°F and 130°F (-18°C and 54°C).
- If stored below 0°F or above 130°F, allow insulation cartons to stand within recommended temperature range for 24 hours prior to application.
- Do not store product below -20°F (-29°C) or above 150°F (66°C).
- When using Knauf's SSL closure system, make sure the longitudinal and circumferential joints are properly sealed by rubbing the closure firmly with a squeegee. Use of staples is not recommended.
- When using Knauf SSL Pipe Insulation, the surface temperature of the insulation should be between -20°F and 150°F (-29°C and 66°C) during the life of the insulation.

Fittings and Hangers

- Use Proto 25/50 Rated (ASTM E 84) PVC Fitting Covers, applying PVC fittings per Proto's Data Sheet.

- Fittings should be insulated to same thickness as the adjoining insulation.
- Apply fittings per manufacturer's instructions.
- When required by specification, a hard insert of sufficient length should be used to avoid compression of the insulation.

Caution

Fiber glass may cause temporary skin irritation. Wear long-sleeved, loose-fitting clothing, head covering, gloves and eye protection when handling and applying material. Wash with soap and warm water after handling. Wash work clothes separately and rinse washer. A disposable mask designed for nuisance type dusts should be used where sensitivity to dust and airborne particles may cause irritation to the nose or throat.

Application Guidelines

Storage

- Protect insulation from water damage or other abuse, welding sparks and open flame.
- Cartons are not designed for outside storage.

Preparation

- Apply only on clean, dry surfaces.
- Pipe or vessel should be tested and released before insulation is applied.

General Guidelines

- All sections should be firmly butted.
- Seal circumferential joint with a minimum 3" (76 mm) wide butt strip.
- Jackets, coating and adhesives should have a comparable F.H.C. rating.
- Factory-applied jacket can be painted with latex or water-based paint. Solvent-based paints should not be used.
- Do not expose factory-applied jacket to chemicals or liquid water.
- All piping should have continuous insulation.
- Position longitudinal lap downward to avoid dirt and moisture infiltration.
- Do not expose pipe insulation to excessive vibration or physical abuse.

- Faced insulation should not have a facing temperature above 150°F (66°C).

Recommended Thicknesses

The minimum thicknesses (see chart on page 5) are based on ASHRAE 0.1-1989 standards and do not necessarily represent the Economic Thickness of Insulation or the thickness required for proper condensation control. Rather, they serve as minimum recommendations for commercial applications. For recommended Economic Thickness, install according to Knauf or NAIMA ETI programs or as specified.

Fiber Glass and Mold

Fiber glass insulation will not sustain mold growth. However, mold can grow on almost any material when it becomes wet and contaminated with organic materials. Carefully inspect any insulation that has been exposed to water. If it shows any sign of mold it must be discarded. If the material is wet but shows no evidence of mold, it should be dried rapidly and thoroughly.

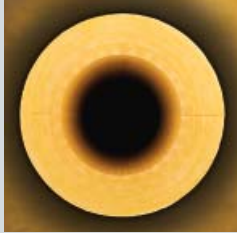
If it shows signs of facing degradation from wetting, it should be replaced.

Notes

The chemical and physical properties of Knauf 1000° Pipe Insulation represent typical average values determined in accordance with accepted test methods. The data is subject to normal manufacturing variations. The data is supplied as a technical service and is subject to change without notice. References to numerical flame spread ratings are not intended to reflect hazards presented by these or any other materials under actual fire conditions. Check with your Knauf sales representative to assure information is current.

For more information call (800) 825-4434, ext. 8283

or visit us online at www.KnaufInsulation.com



- The Knauf rotary manufacturing process produces insulation with concentric inside diameters and consistent wall thicknesses.



- Knauf 1000° Pipe offers an extended temperature range—the best thermal performance in the industry.



- Knauf's "wind-up" forming mandrel process prevents gaps and inconsistent densities, while making it easy to cleanly notch out sections.



- Knauf 1000° Pipe's superior compressive strength allows for fast installation and a neat finished appearance.



- Installed properly, the foil vapor retarder with a pressure-sensitive lap assures a positive vapor seal.



Facts at a glance

- For all applications from 0°F to 1000°F.
- Excellent thermal performance.
- Superior fabrication properties.
- Manufactured in ISO 9001:2000 certified plant.

KNAUF INSULATION



Knauf Insulation GmbH
One Knauf Drive
Shelbyville, IN 46176

Sales and Marketing (800) 825-4434, ext. 8283

Technical Support (800) 825-4434, ext. 8212

Customer Service (866) 445-2365

Fax (317) 398-3675

World Wide Web www.KnaufInsulation.com

©2006 Knauf Insulation GmbH.



LEED Eligible Product

Use of this product may help building projects meet green building standards as set by the Leadership in Energy and Environmental Design (LEED) Green Building Rating System.

Credit 4.1 - 4.2 Recycled Content

Credit 5.1 - 5.2 Regional Materials