

















CATALOG 2008

PART NO.	DESCRIPTION	ITEM	
3213 3214 3220 32xx 32xx 32xx	Window, Fixed IWG, 14x14 Window, Fixed IWG, 18x18 Window, Slider w/screen, 36x36 Trim kit, 14x14 Trim kit, 18x18 Trim kit, 36x36		
3410 3410-18 3410-DBL 3411 3411-18 3411-DBL 3413	Doors c/w frame, hinges ABPI Door 33" x 7' ABPI Door 33" x 7', c/w 18x18 window ABPI Door 3410 + 3410-18 ABPI Door 35" x 7' ABPI Door 35" x 7', c/w 18x18 window ABPI Door 3410 + 3410-18 Door, custom (on request)		
3430 3432	Ckeck chain (light) Ckeck chain (heavy)		
3460 3464 3465	Hinge 3" x 3" Piano Hinge, 72" x 2" Piano Hinge, 108" x 2"		
3490 3480 3491	Lock Cylinder for 44TP Panic Hardware 44TP Panic Hardware 520LF		

CATALOG 2008

PART NO.	DESCRIPTION	ITEM
3448-3 3448-12 3435 3436	Door Sweep 3' Door Sweep 12' Threshold 3' Threshold 6'	
3451 3449	Locking Catch Striker	 <p data-bbox="1068 810 1170 831">(Cap. 1100 lb.)</p>
3450	Rubber Hood Catch	
3453	Spring Catch	
3452	Whitcomb Latch	
3479	Pull Handle	
3458	Barrel Bolt, 5" lockable, zinc plated	
3457	Barrel Bolt, 4", zinc plated	

CATALOG 2008

PART NO.	DESCRIPTION	ITEM
3304 3305 3305-S 3308 3308-S 3309 3310 3310	<p>Vents Vent, 4" round</p> <p>Vent, Non-adjustable, alum 8 X 8 Slide gate for above</p> <p>Vent, Non-adjustable, alum 12x12 Slide gate for above</p> <p>Vent, Adjustable 8x8 Vent, Adjustable 12 x 12 Vent, Adjustable 24 x 24</p>	<p style="text-align: center;">ITEM</p>
3615 3620 3670 3616 3621 3660 3671 3680 3434 34xx 3437 3438 3440 3441 3442 3446	<p>Sealants & Weatherstrip Tremco Proglaze - Aluminum Tremco Proglaze - Clear Tremco Proglaze - White</p> <p>Chemtron Multiseal - Aluminum Chemtron Multiseal - Clear Chemtron Multiseal - Tan Chemtron Multiseal - White Ultraseal Foam sealant - 680gr.</p> <p>Blue Skin, 4" x 75' Blue Skin, 6" - 9" - 12" - 18" - 36" (on request)</p> <p>Butyl 1/8" X 1/2" X 30' Butyl 1/16" X 1/2" X 50'</p> <p>Weather stripping 3/4" x 3/8" x 30' Weather stripping 3/4" x 1/4" x 35' Weather stripping 1/8" x 1" x 75' Weather stripping 3/16" x 1 1/2" x 50'</p>	<p style="text-align: center;">chemtron manufacturing ltd.</p>
	<p>Fasteners</p> <p>Self drilling screws #8-18x1/2 - plated</p> <p>1/4-14 x 3 c/w Neo - plated 1/4-14 x 3 c/w Neo - painted</p> <p>1/4-14 x 4 c/w Neo - plated 1/4-14 x 4 c/w Neo - painted other sizes available on request</p> <p>Stitch screws 1/4-14 x 7/8 - plated 1/4-14 x 7/8 c/w Neo - plated</p> <p>1/4-14 x 7/8 - painted 1/4-14 x 7/8 c/w Neo - painted</p> <p>1/4-14 x 7/8 - Climaseal 1/4-14 x 7/8 c/w Neo - Climaseal</p> <p>Self Tapping screws available on request</p> <p>Other Fasteners available on request</p>	<p>Hex Washer Head Hex Washer Head with Bonded Washer</p> <p>Colormate® Flexible Flange Rigid Flange</p> <p>Nylon heads color matched to any panel - No Rust</p> <p>Master Seal® Bonded Washer Vulcanized EPDM providing a 100% seal - No Leaks</p>

CATALOG 2008

PART NO.	DESCRIPTION	ITEM
3010 3020 3035 3032 3040 3050	<p><u>Extrusions - 20' Lengths</u> 90° Corner Config 1 C-Channel Angle 1 X 3/4 Angle 2 1/2 X 1 1/2 Door frame H-Section</p>	
31110010 31110020 31110XXX 31120010 31120020 31130XXX 31215010 31215020 31215XXX 31015010 31015020 31015XXX 31415010 31415020 31415XXX 31610010 31610020 31610XXX 31700010 31700020 31700XXX 31070010 31070020 31070XXX 31070010 31070020 31070XXX 31080010 31080020 31080XXX 31080010 31080020 31080XXX 31315010 31315020 31315XXX	<p><u>Flashing - 10' Lengths, 26 Ga. Standard</u> Top 1 - galvanized Top 1 - galvalume Top 1 - painted Top 2 - galvanized Top 2 - galvalume Top 2 - painted Base - galvanized Base - galvalume Base - painted 90° Corner - galvanized 90° Corner - galvalume 90° Corner - painted Channel - galvanized Channel - galvalume Channel - painted Drip Edge - galvanized Drip Edge - galvalume Drip Edge - painted Roof Cap - galvanized Roof Cap - galvalume Roof Cap - painted Ins. Corner 1.5x1.5 - galvanized Ins. Corner 1.5x1.5 - galvalume Ins. Corner 1.5x1.5 - painted Ins. Corner 2x2 - galvanized Ins. Corner 2x2 - galvalume Ins. Corner 2x2 - painted Outs. Corner 3x2 - galvanized Outs. Corner 3x2 - galvalume Outs. Corner 3x2 - painted Outs. Corner 3x3 - galvanized Outs. Corner 3x3 - galvalume Outs. Corner 3x3 - painted H-Shape - Galvanized H-Shape - Galvalume H-Shape - Painted</p>	